

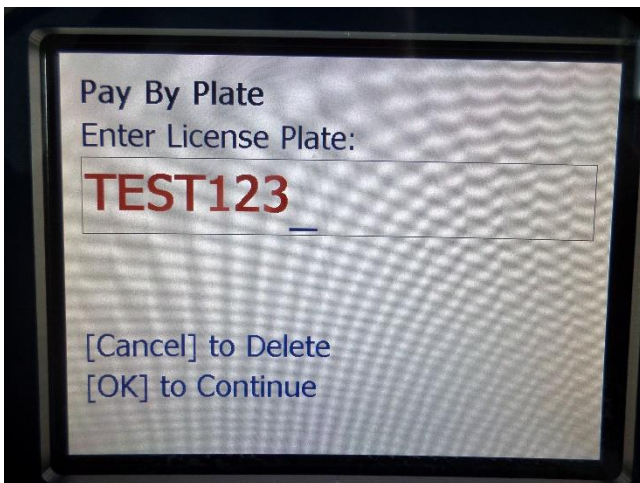


BOISE STATE UNIVERSITY

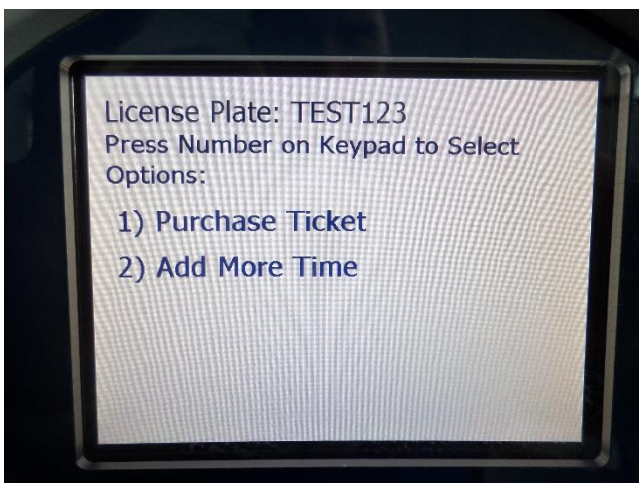
DEPARTMENT OF PUBLIC SAFETY

Steps to pay for parking:

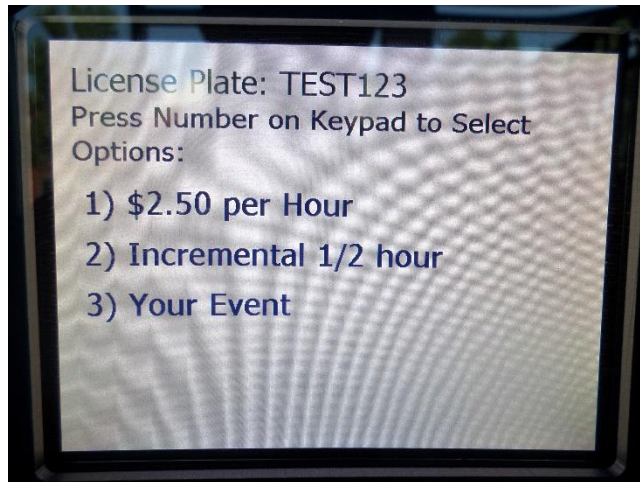
After parking your vehicle and **taking down your license plate number**, proceed to one of the parking payment machines located on the ground floor, or just outside each level of the northwest and southeast stairwell (Lincoln) or inside the northwest and southwest stairwells (Brady).



Enter your license plate number.
(Do not enter sample numbers shown in picture.)



Select: 1) Purchase Ticket



The name of your event will be listed here. Use the keypad to select the corresponding number.



You have now completed the process and a receipt will print.

PLEASE TAKE THIS RECEIPT WITH YOU

If you have any questions concerning these instructions, please contact the Department of Public Safety Event Parking Team at (208) 426-4380 or prkevntreq@boisestate.edu